

Item description

According to EN 61984, pluggable connectors without current interrupting capacity shall not be mated and unmated when live or under load.

Data

Electrical data

Ratings per IEC/EN 60664-1

Rated voltage (III / 3)	500 V
Rated impulse voltage (III / 3)	6 kV
Rated current	13.5 A

Approvals per UL 1059

Rated voltage UL (Use Group B)	300 V
Rated current UL (Use Group B)	15 A
Rated voltage UL (Use Group C)	300 V
Rated current UL (Use Group C)	15 A
Rated voltage UL (Use Group D)	300 V
Rated current UL (Use Group D)	15 A

Approvals per CSA

Rated voltage CSA (Use Group B)	300 V
Rated current CSA (Use Group B)	10 A
Rated voltage CSA (Use Group C)	300 V
Rated current CSA (Use Group C)	10 A

Connection data

Connection technology	Push-in CAGE CLAMP®
Actuation type	Open Tool Slot Push-in
Connectable conductor materials	Copper
Nominal cross section	1 mm ²
Solid conductor	0.14 ... 1.5 mm ² / 24 ... 16 AWG
Solid conductor, push-in termination	0.5 ... 1.5 mm ² / 20 ... 16 AWG
Fine-stranded conductor	0.14 ... 1.5 mm ² / 24 ... 16 AWG
Strip length	9 ... 11 mm / 0.35 ... 0.43 inch
Note (conductor cross-section)	Depending on the conductor characteristic, a conductor with a smaller cross section can also be inserted via push-in termination.
No. of poles	7

Total number of connection points	7
Total number of potentials	7
Type of wiring	Front-entry wiring

Geometrical Data

Width	25.2 mm / 0.992 inch
Height	40.5 mm / 1.594 inch
Depth	22.4 mm / 0.882 inch
Module width	3.5 mm / 0.138 inch

Mechanical data

Marking level	Side marking
---------------	--------------

Plug connection

Contact type (pluggable connector)	Female connector/socket
Connector connection type	for conductors

Material Data



Color	gray
Insulating material	Polyamide 66 (PA 66)
Fire load	0.286 MJ
Weight	16.01 g

Commercial data

Product Group	18 (X-COM-System)
Country of origin	DE
GTIN	4045454853570
Customs Tariff No.	85366990990

Approvals / Certificates

Country specific Approvals

Logo	Approval	Additional Approval Text	Certificate name
	CCA DEKRA Certification B.V.	EN 60947	NTR NL 7617
	CSA DEKRA Certification B.V.	C22.2 No. 158	2516073






CSA
DEKRA Certification B.V.


C22.2 No. 158

2516073

Ship Approvals




Logo	Approval	Additional Approval Text	Certificate name
	ABS American Bureau of Shipping	EN 60947	14- HG1293677- PDA
	BV Bureau Veritas S.A.	EN 60947	38586/A0 BV
	LR Lloyds Register	EN 60947	91/20112 (E9)

UL-Approvals

Logo	Approval	Additional Approval Text	Certificate name
	UL UL International Germany GmbH	UL 1059	E45172

Compatible products

ferrule

	Item no.: 216-241 Ferrule; Sleeve for 0.5 mm ² / 20 AWG; insulated; electro-tin plated; electrolytic copper; gastight crimped; acc. to DIN 46228, Part 4/09.90	216-241
	Item no.: 216-242 Ferrule; Sleeve for 0.75 mm ² / 18 AWG; insulated; electro-tin plated; electrolytic copper; gastight crimped; acc. to DIN 46228, Part 4/09.90	216-242
	Item no.: 216-243 Ferrule; Sleeve for 1 mm ² / AWG 18; insulated; electro-tin plated; electrolytic copper; gastight crimped; acc. to DIN 46228, Part 4/09.90	216-243

Protective Warning Marker

Item no.: 2000-115



Protective warning marker; with high-voltage symbol, black; for 5 terminal blocks

2000-115

Strain relief plate



Item no.: 734-329

Strain relief plate

734-329

tools



Item no.: 210-647

Operating tool with partially insulated shaft; Blade (2.5 x 0.4) mm; short

210-647



Item no.: 210-648

Operating tool with partially insulated shaft; Blade (2.5 x 0.4) mm; short; angled

210-648



Item no.: 210-719

Operating tool with partially insulated shaft; Type 1, blade (2.5 x 0.4) mm

210-719

Marking accessories



Item no.: 2009-110

Marking strips; on reel; not stretchable; plain; snap-on type

2009-110



Item no.: 2009-113

WMB-Inline; for Smart Printer; on reel; plain; snap-on type

2009-113



Item no.: 2009-113/000-002

WMB-Inline; for Smart Printer; on reel; plain; snap-on type

2009-113

/000-002



Item no.: 2009-113/000-005

WMB-Inline; for Smart Printer; on reel; plain; snap-on type

2009-113

/000-005



Item no.: 2009-113/000-006

WMB-Inline; for Smart Printer; on reel; plain; snap-on type

2009-113

/000-006



Item no.: 2009-113/000-007

WMB-Inline; for Smart Printer; on reel; plain; snap-on type

2009-113

/000-007



Item no.: 2009-113/000-012

WMB-Inline; for Smart Printer; on reel; plain; snap-on type

2009-113

/000-012



Item no.: 2009-113/000-017

WMB-Inline; for Smart Printer; on reel; plain; snap-on type

2009-113

/000-017



Item no.: 2009-113/000-023

WMB-Inline; for Smart Printer; on reel; plain; snap-on type

2009-113

/000-023



Item no.: 2009-113/000-024

WMB-Inline; for Smart Printer; on reel; plain; snap-on type

2009-113









/000-024



Item no.: 210-831

Marking strips; on reel; 2.3 mm wide; plain; Self-adhesive

210-831

	Item no.: 210-832 Marking strips; on reel; 3 mm wide; plain; Self-adhesive	210-832
	Item no.: 210-833 Marking strips; on reel; 6 mm wide; plain; Self-adhesive	210-833
	Item no.: 210-834 Marking strips; on reel; 5 mm wide; plain; Self-adhesive	210-834
	Item no.: 793-3501 WMB marking card; as card; plain; snap-on type	793-3501
Locking lever		
	Item no.: 2022-141 Locking lever; can be snapped on 1-conductor female plugs; for 1-pole female plugs	2022-141
	Item no.: 2022-142 Locking lever; can be snapped on 1-conductor female plugs; for 1-pole female plugs	2022-142
	Item no.: 2022-151 Locking lever; can be snapped on 1-conductor female plugs; 2 poles and more	2022-151
	Item no.: 2022-152 Locking lever; can be snapped on 1-conductor female plugs; 2 poles and more	2022-152

Downloads**Documentation****Bid Text**

2020-107	docx 15.4 kB	Download
----------	-----------------	----------

Additional Information

pdf 2.1 MB	Download
---------------	----------

CAD/CAE - Smart Data**CAD data**

3D Download 2020-107	URL	Download
----------------------	-----	----------



Product family

X-COM S-Mini

Show all products from the family

Subject to changes.
